

POTABLE WATER CABINET

OPTIONS AND ACCESSORIES



Our technical team will assist you with selection of the perfect unit, customized just for your needs. This includes choosing any options and accessories that best fit your operation.

OPTIONS



Backflow Preventer (Lead Free)

- Type RPZ Double-Check
- Dual Check
- Strainer (optional)



Power Disconnect

- NEMA 3R Fusible
- NEMA 4 Fusible



GFCI Service Outlet (120V/15A)



Reel Components

- Stainless Steel Chain Guard
- Poly-Coated Steel Frame (standard)
- Stainless Steel Frame (optional)



Filter Housing



Local Status Alerts

- Low Temperature Warning Beacon
- Door Open Indicator Beacon
- "Heat On" Pilot Light



Remote Monitoring

Various system status conditions can be transmitted to bridge or building control systems



Water Meter



Cabinet Construction

- 16-Gauge or 14/16-Gauge stainless steel
- 304 or 316 stainless steel



PWC Nozzle Assembly

- Aluminum/Stainless (Standard)
- Multi-Alloy (Hardened)



Hose

Clear

- 3/4" ID x 200' Hose
- 1" ID x 200' Hose
- 3/4" ID x 300' Hose

Blue Anti-Microbial

- 3/4" ID x 250' Hose (available in other colors and dimensions)



Stainless Steel Nozzle Holster



Manual Flush Air Gap

- Piping optional






Hose Guide Assembly

- Manual Level Rewind
- 4-Way Hose Roller Assembly
- Guidemaster Telescoping Arm (Shown above)

*Not all options available together. Contact your Semler representative to help configure your PWC.

Phone: (847) 671-5650
semlerindustries.com



ACCESSORIES



Stainless Steel Stand

- 18" or 24" high
- Skirted and insulated (optional)
- Seismic (optional)



Pump-Out Station

- Unheated
- Heated



Semler Industries Inc.

3800 North Carnation Street
Franklin Park, IL 60131 USA

Phone: (847) 671-5650

semlerindustries.com